

What's this all about?

Henry experiments with materials in order to understand their properties and use them in unique ways.

At Fresh Air Sculpture 2022 he has bent wood – a material we normally think of as solid, straight and heavy – into dynamic, curved and lightweight structures that use little material.

The forms of the sculptures are complex but they are created from identical pieces of wood which makes manufacture simple.



Get creating!

By twisting and bending card strips you can understand how the wood can be bent on a large scale.

Create basic shapes to begin with and repeat or combine them to create new structures.

A large part of creating something new is accepting things don't always work the first time. That doesn't matter. Keep trying and see what happens!

What you will need:


- Coloured Card
- Pencil
- Metal Ruler
- Scalpel/Scissors/Guillotine
- Cutting Mat
- Masking Tape




Step By Step:



1. Mark the card every 25mm using the ruler and pencil along each of the shorter edges



2. Use the scalpel and metal ruler to cut between the points.



3. Collect your strips of coloured card.

4. See what shapes you can create by bending and twisting either a single piece or 2 strips. Tape the ends together to secure them in place.
5. See the examples provided, can you recreate them or even something new?











Photo Of The End Result

(please attach a photo of the end result of the creation)

Want More?

6. Try creating several base units and join them together to form a chain or network.
7. Try joining more than 2 strips and see what you can create.
8. Try altering the lengths of card strips in relation to each other.
9. Try joining strips in different places rather than end to end.
10. Try drawing a pattern or image on the paper before cutting it.